

## Warewashing Remote pre-wash zone, dishwasher driven, Right > Left

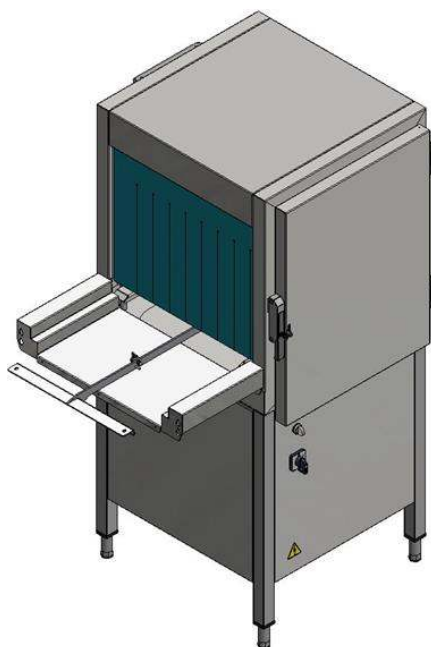
ITEM # \_\_\_\_\_

MODEL # \_\_\_\_\_

NAME # \_\_\_\_\_

SIS # \_\_\_\_\_

AIA # \_\_\_\_\_



510503 (RPWMDDL)

Remote Prewash Module,  
Machine driven - right to left

### Short Form Specification

#### Item No. \_\_\_\_\_

Unit to be medium pre-wash zone suitable to be installed with green&clean rack type dishwasher and handling system. Electrical characteristics to be 230V single phase operation. The unit is installed as part of the handling system from right to left and fully operates in synchronization with the green&clean rack type dishwasher to optimize the dishwashing layout without affecting the performance. The pre-wash section uses only cold water providing to upper and lower arms so food remains are not "baked" onto the plates in order to have better pre-wash performance. The baskets pass automatically through the pre-wash zone with a dishwasher driven table. Auto-start/stop reduces both water, energy consumption and noise. Deep drawn tank with fully rounded corners, sloped towards the drain provides fast drainage. Hinged door is easy to access to the interior of the door and tank for easy cleaning and the insulation in the door offers silent operation and heat preservation. Full pre-arrangement to be connected with handling system without any modification. Unit has separate power connection and operation control.

### Main Features

- Designed to be connected with Electrolux Professional green&clean rack type dishwasher and non-motorized handling system.
- Deep drawn pressed tank with fully rounded corners, sloped towards the drain to prevent dirt build-up, provides fast drainage in just a few minutes. With no welding points the pressed tank offers a guaranteed water tight solution.
- The unit is installed as part of the non-motorized handling system and fully operates in synchronization with the rack type dishwasher.
- Separated pre-wash module reduces the risk of foaming in the rack type dishwasher.
- Pre-wash section uses cold water so food remains are not "baked" onto the plates in order to have better pre-wash performance.
- The baskets pass automatically through the prewash machine with a dishwasher driven table.
- The remote installation as a part of the handling system outside of the rack type dishwasher to optimize the dishwashing layout without affecting the performance.
- Full accessibility to the interior of the module and all internal components can be easily removed for cleaning thanks to the hinged door.
- Unit has separate operation control while power and signal connection can be taken from the rack type.
- Adjustable feet for full access underneath the machine for cleaning.

### Construction

- All main components made in heavy duty anti-corrosive 304 type stainless steel: internal chamber, external, front and side panels, pre-wash arms and door.
- Door is insulated with injected foam. This adds strength as well as reduces noise and heat loss.
- Curtains equipped in both entrance and exit avoid water splashing out.

### Sustainability



- Manual process of pre-wash spraying replaced by automatic pre-wash module.
- Auto-start/stop ensures that the zone runs only when a rack is passing through it. This reduces both water, energy consumption and noise.
- Simple operation control panel.

### Optional Accessories

- Kit electronic connection for motorized table and remote pre-wash module PNC 865290 ☐
- Kit electronic connection for motorized table and remote pre wash module for Dual Rinse Rack Type Dishwasher PNC 865508 ☐

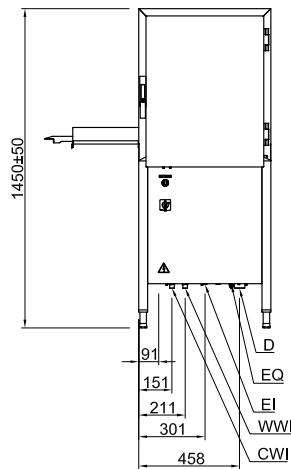
APPROVAL: \_\_\_\_\_



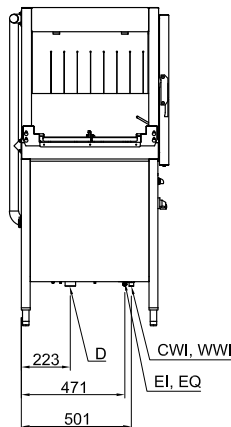
**Electrolux**  
PROFESSIONAL

## Warewashing Remote pre-wash zone, dishwasher driven, Right > Left

Front

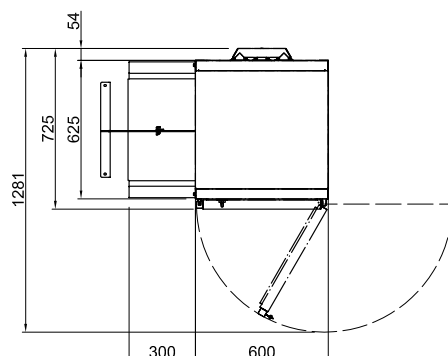


Side



- D = Drain
- EI = Electrical inlet (power)
- EO = Electrical Outlet
- EQ = Equipotential screw
- ES = Electrical signal IN/OUT
- HWI = Hot water inlet
- U = USB port
- WI = Water inlet

Top



### Electric

#### Supply voltage:

510503 (RPWMDDL) 220-230 V/1N ph/50 Hz

#### Default Installed Power:

0.9 kW

#### Pre-wash pump size:

0.73 kW

### Water:

#### Pre-wash tank size:

### Key Information:

Pre-wash temperature: 30 - 50 °C

External dimensions, Width: 600 mm

External dimensions, Depth: 726 mm

External dimensions, Height: 1450 mm

Height with door open: 1450 mm

Charging hole size (width): 530 mm

Charging hole size (height): 465 mm

Net weight: 93 kg

Shipping weight: 110 kg

Shipping height: 1650 mm

Shipping width: 800 mm

Shipping depth: 650 mm

Shipping volume: 0.86 m<sup>3</sup>

### Sustainability

Noise level: <70 dBA



Warewashing  
Remote pre-wash zone, dishwasher driven, Right > Left

The company reserves the right to make modifications to the products without prior notice. All information correct at time of printing.

2024.11.12