



**Electrolux**  
PROFESSIONAL

## Modular Cooking Range Line 900XP Electric Grill Top HP 1200mm

ITEM # \_\_\_\_\_

MODEL # \_\_\_\_\_

NAME # \_\_\_\_\_

SIS # \_\_\_\_\_

AIA # \_\_\_\_\_



391348 (E9GRELGS0P)

Large electric Grill Top - HP

### Short Form Specification

Item No. \_\_\_\_\_

Heating via incoloy armoured heating elements positioned under the cooking grid. Cooking surface grids are easily removable for cleaning. Heating elements can be tilted. Integrated water tap. Fixed well with drain. Extra strength work top in heavy duty 2 mm stainless steel. Right-angled side edges to allow flush-fitting junction between units. WRAS compliant. 380-400 V.

### Main Features

- Incoloy armoured heating elements positioned under the cooking grid.
- Each bank of elements has an independent power regulation through a control knob.
- Power indicator light.
- Heating elements tilt 90° for easy cleaning.
- Removable 2mm thick steel U-shaped grids in AISI 441 stainless steel for fast heating of cooking surface.
- Fixed well with drain to collect residual cooking juices and grease.
- Large drain protected by overflow and filter.
- Water must be added to well before operation.
- Led warning indicator to give an alarm when well is empty.
- Water filling tap with knob control.
- Removable stainless steel deflectors to recuperate heat and reduce cooking time.
- Stainless steel splash guards on sides of cooking surface. Splash guards can be easily removed for cleaning.
- Top configuration allows installation on ambient base or refrigerated/freezer base.
- Suitable for countertop installation.

### Construction

- Model has right-angled side edges to allow flush fitting joints between units, eliminating gaps and possible dirt traps.
- AISI 304 stainless steel worktop, 2mm thick.
- All exterior panels in Stainless Steel with Scotch Brite finishing.
- Unit is 930 mm deep to give a larger working surface area.

APPROVAL: \_\_\_\_\_



Experience the Excellence  
[www.electroluxprofessional.com](http://www.electroluxprofessional.com)



**Electrolux**  
PROFESSIONAL

## Modular Cooking Range Line 900XP Electric Grill Top HP 1200mm

### Included Accessories

- 1 of Scraper for HP electric grill PNC 206436

### Optional Accessories

- Junction sealing kit PNC 206086 ☐
- Flanged feet kit PNC 206136 ☐
- Support for bridge type installation, 1200mm PNC 206139 ☐
- Support for bridge type installation, 1400mm PNC 206140 ☐
- Support for bridge type installation, 1600mm PNC 206141 ☐
- Scraper for HP electric grill PNC 206436 ☐
- Drain extension for Electric grill HP PNC 206437 ☐
- Side handrail-right/left hand (900XP) PNC 216044 ☐
- Frontal handrail, 1200mm PNC 216049 ☐
- Frontal handrail, 1600mm PNC 216050 ☐
- 2 side covering panels for top appliances PNC 216278 ☐

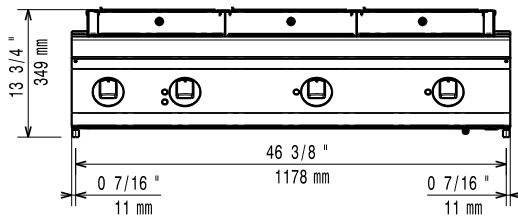


Modular Cooking Range Line  
900XP Electric Grill Top HP 1200mm

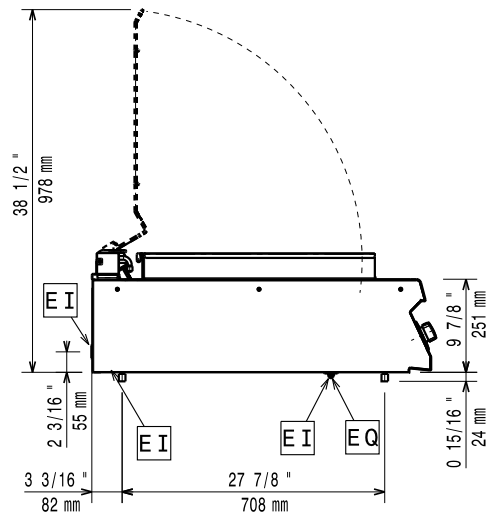
The company reserves the right to make modifications to the products without prior notice. All information correct at time of printing.

2024.10.18

Front

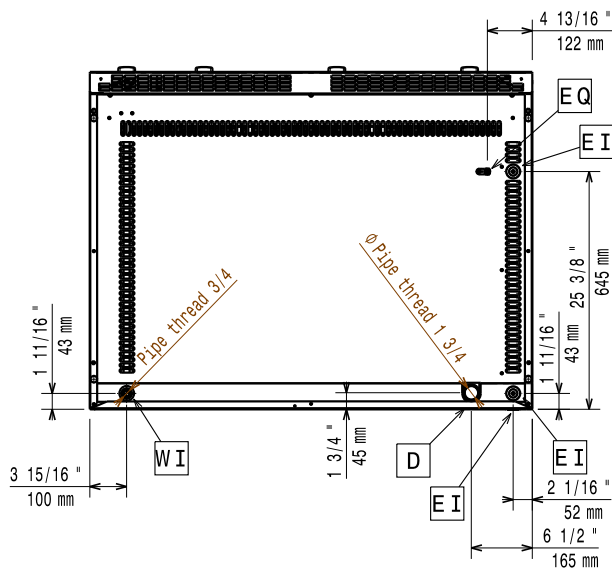


Side



D = Drain  
 EI = Electrical inlet (power)  
 EQ = Equipotential screw  
 WI = Water inlet

Top



### Electric

Supply voltage:

391348 (E9GRELGS0P)

380-400 V/3N ph/50/60 Hz

Electrical power max.:

17.4 kW

380-400V 3N~ 50/60Hz

Predisposed for:

16,2-17.4kW

### Key Information:

Cooking surface width: 1065 mm

Cooking surface depth: 598 mm

External dimensions, Width: 1200 mm

External dimensions, Depth: 930 mm

External dimensions, Height: 250 mm

Net weight: 143 kg

If appliance is set up either next to or against temperature sensitive furniture or similar, a safety gap of approximately 150 mm should be maintained or some form of heat insulation fitted.

Certification group:

HEG9E3