



Electrolux
PROFESSIONAL

Modular Cooking Range Line 900XP Full Module Gas Hob Cooking Top

ITEM # _____
MODEL # _____
NAME # _____
SIS # _____
AIA # _____



391023 (E9HOGH1000)

Full module gas Hob with
mild steel Top

Short Form Specification

Item No.

High efficiency 16 kW burners in stainless steel with self-stabilizing flame. Large cooking surface with temperature gradient across cooking zone. Large flat cooking surface made in mild steel, permits the use of a number of various sized pots and pans, all easily moved across the surface without lifting. Exterior panels in stainless steel. Worktop in 20/10, stainless steel. Right angled side edges eliminate gaps and possible dirt traps between units.

Main Features

- Gas heated, 16 kW burners, hob.
- Hob top made of mild steel, smooth and easy to clean.
- Temperature uniformity across cooking surface.
- Each burner to have 2 branches with 4 flame lines.
- Piezo ignition.
- Setting different temperature zones provides a temperature gradient over the plate for different cooking needs.
- Various sizes of pans can be used at the same time due to large surface area with no intermediate sectors.
- Pans can easily be moved from one area to another without lifting.
- All major compartments located in front of unit for ease of maintenance.
- The special design of the control knob system guarantees against water infiltration.
- Suitable for countertop installation.

Construction

- Unit is 930 mm deep to give a larger working surface area.
- All exterior panels in Stainless Steel with Scotch Brite finishing.
- Model has right-angled side edges to allow flush fitting joints between units, eliminating gaps and possible dirt traps.
- IPX5 water resistance certification.

Optional Accessories

- Junction sealing kit PNC 206086 ☐
- Draught diverter, 150 mm diameter PNC 206132 ☐
- Support for bridge type installation, 800mm PNC 206137 ☐
- Support for bridge type installation, 1000mm PNC 206138 ☐
- Support for bridge type installation, 1200mm PNC 206139 ☐
- Support for bridge type installation, 1400mm PNC 206140 ☐
- Support for bridge type installation, 1600mm PNC 206141 ☐
- Flue condenser for 1 module, 150 mm diameter PNC 206246 ☐
- Water column with swivel arm (water column extension not included) PNC 206289 ☐

APPROVAL: _____



Experience the Excellence
www.electroluxprofessional.com



Electrolux
PROFESSIONAL

Modular Cooking Range Line 900XP Full Module Gas Hob Cooking Top

- Water column extension for 900 line PNC 206290 ☐
- Chimney upstand, 800mm PNC 206304 ☐
- Chimney grid net, 400mm PNC 206400 ☐
(700XP/900)
- Side handrail-right/left hand PNC 216044 ☐
(900XP)
- Frontal handrail, 800mm PNC 216047 ☐
- Frontal handrail, 1200mm PNC 216049 ☐
- Frontal handrail, 1600mm PNC 216050 ☐
- Large handrail - portioning shelf, PNC 216186 ☐
800mm
- 2 side covering panels for top PNC 216278 ☐
appliances
- Lid for 22lt multifunctional cooker PNC 921690 ☐
- Pressure regulator for gas units PNC 927225 ☐

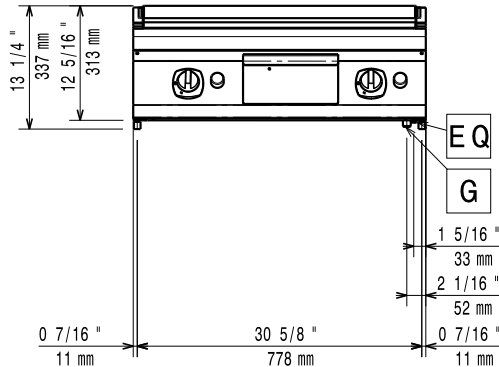


Modular Cooking Range Line
900XP Full Module Gas Hob Cooking Top

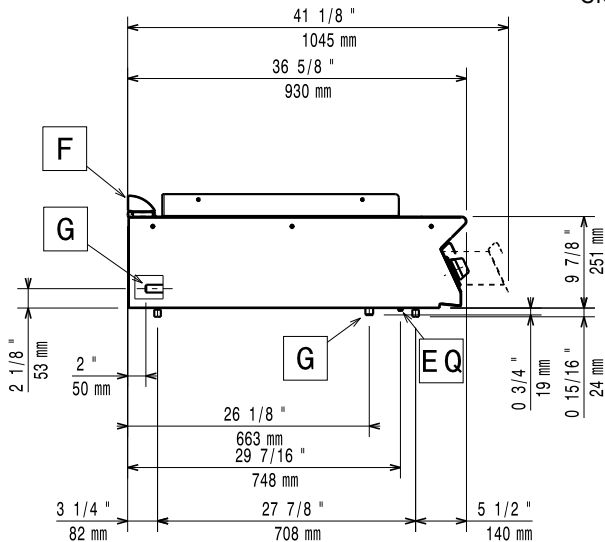
The company reserves the right to make modifications to the products
without prior notice. All information correct at time of printing.

2024.10.18

Front

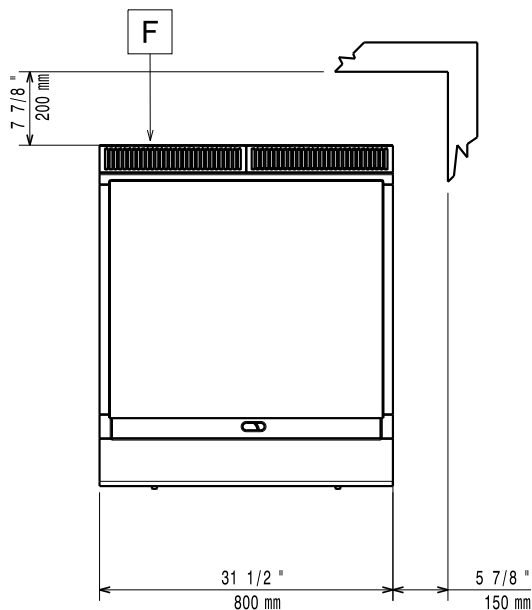


Side



EQ = Equipotential screw
 G = Gas connection

Top



Gas

Gas Power:

391023 (E9HOGH1000) 16 kW

Standard gas delivery:

Natural Gas G20 (20mbar)

Gas Type Option:

LPG; Natural Gas

Gas Inlet:

1/2"

Key Information:

Cooking Surface Depth:

Cooking Surface Width:

Working Temperature MIN:

Working Temperature MAX:

External dimensions, Width: 800 mm

External dimensions, Depth: 930 mm

External dimensions, Height: 250 mm

Net weight: 105 kg

Shipping weight: 103 kg

Shipping height: 530 mm

Shipping width: 1010 mm

Shipping depth: 860 mm

Shipping volume: 0.46 m³

Certification group: N9RG

If appliance is set up or next to or against temperature sensitive furniture or similar, a safety gap of approximately 150 mm should be maintained or some form of heat insulation fitted.